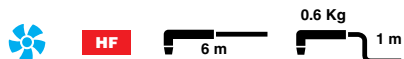
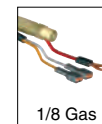

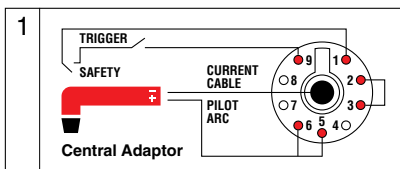


ERGOCUT CB 50



V peak	500	5 bar	165 l/min
X 60%	50 A	X 100% 40 A	10÷15 mm

CODE	↔	
PA1300	6 m	1/8 G
PA1302	6 m	Central Adaptor



EN 60974-7



